

# **MomaPIX 6.0**

**The software for images, videos  
and pdf online management**

**[www.momapix.com](http://www.momapix.com)**

# MomaSoft - Who we are

We are a software house dedicated only to the design and implementation of **completely web-based Digital Asset Management solutions** (DAM) for **photo agencies**.

Our company has been offering **MomaPIX** service for about 10 years to simplify digital contents (photos, videos, audio files and pdfs) managers and promoters work.

With more than **50 photo agencies managed** that use our service, we are the leader company in Italy and constantly growing abroad.

Who chooses MomaPIX can count on a reliable partner to capitalize the chaotic technologic evolution. We offer an easy to use and updated tool that fits with customers workflow and automates many activities and at the same time leaves enough space for graphic and functional customizations.

Our team is made by **engineers and computer technicians** with e-commerce, web advanced use solutions and archive knowledges, beyond **marketing and communication specialists** able to listen customers and help them to online arise their identity.

# Clients

Grosbygroup.com



AGF  
AGENZIA GIORNALISTICA  
FOTOGRAFICA

iPo  
INDEPENDENT PHOTO AGENCY

sunray<sup>o</sup>photo  
international syndication

tipress  sa Agenzia fotografica

showbit.com  
Fashion Images in Motion since 1988

  
incredible features

 **MONDADORI**

  
**CITROËN**

*Fototeca  
Gilardi*

GRUPPO **PALAZZETTI**

# MomaPIX features

1. Users accesses
2. Reserved folders
3. Caricamento files
4. Files upload
5. Upload filters
6. Lightboxes
7. Online metadata editing
8. Thesaurus
9. Reports
10. Reports settings
11. Promotion tools
12. Search engine

# Access

“Access” panel allows to manage website users permissions:

- **suppliers and partners** authorized to upload digital contents and/or to manage administration panel
- **internal users/customers** authorized to view and download contents

You can manage unlimited accounts.

The screenshot on the right shows **suppliers profile**: it is possible to define if the files uploaded by a supplier are parked in a private section before publication - see next slides -.

It is possible to define upload filters - see next slides -.

The screenshot displays a web application interface for managing accounts. The top navigation bar includes: MAIN, ACCOUNTS, PROMOTION, REPORTS, DATABASE MANAGEMENT, SETTINGS, SUBSCRIPTION, HELP. The main content area is titled 'ACCOUNTS::PHOTOGRAPHERS [1]' and features a search bar labeled 'search in all accounts'. A list of 10 accounts is shown, each with a number and name: 1. alessandro (Alessandro Scapace), 2. claudio (Claudio Oracof), 3. dfacente (Davide Facente), 4. gaetano (Gaetano), 5. ornella (Ornella Casadonna), 6. pavlos (Pavlo), 7. saverio (Saverio), 8. stefano (Stefano), 9. test (Fotografo 1), 10. test2 (Test Due). The right-hand side of the interface shows the 'ACCOUNT INFORMATION' section for a selected user, including fields for USERNAME and PASSWORD. Below this are sections for 'ACCOUNT INFORMATION' (with fields for NAME and EMAIL), 'COMMERCIAL RESTRICTION' (with a text area for restrictions), 'PERMISSIONS' (with checkboxes for USER PROFILE and ACCESS TO ADMINISTRATION PANELS), and 'FILES UPLOAD' (with sections for WEB UPLOAD and FTP UPLOAD, each with checkboxes and text areas for configuration).

# Access

The screenshots below show MomaPIX **internal users/customers folder**. It is possible to define:

- view and download contents permissions
- what part of the archive the user can see

MAIN ACCOUNTS PROMOTION REPORTS DATABASE MANAGEMENT SETTINGS SUBSCRIPTION HELP

ACCOUNTS::CUSTOMERS [ 11 / + ]

search in all accounts

1. **agenzia**  
Agenzia  
AGENZIE

2. **associazione**  
Associazione

3. **caradonna**

4. **carrello**  
Carrello

5. **claudiomarco**

6. **fotospportmedia**  
Luca Ghiglione

7. **mariorossi**

8. **online**  
Quotidiano Online  
QUOTIDIANI

9. **privato**  
Cliente Privato  
PRIVATI

10. **quotidiano**  
Quotidiano  
QUOTIDIANI

11. **settimanale**  
Settimanale  
SETTIMANALI

USERNAME

PASSWORD

### ACCOUNT INFORMATION

NOME

EMAIL

TAGS  
Add one or more tags, separated by commas, to insert the account in a group of users.

LANGUAGE

### OTHER INFORMATIONS

NOTES

### PROMOTIONAL CAMPAIGNS

NEWSLETTER   
Insert the user in recipients list of the email sent from promotion panel

### PERMISSIONS

**USERS FUNCTIONALITIES**  
Set this user permissions on MomaPIX website

Visualisation and download with e-commerce

Visualisation and download low resolution (one by one file)

Visualisation and download high resolution (one by one file)

Visualisation and multiple download (more files together)

ARCHIVE VISUALISATION

IMAGES DOWNLOAD

VIDEO DOWNLOAD

FILE PROTECTION IN LOW RESOLUTION

### DOWNLOAD LIMIT

LIMIT   
Insert the total number of download the user can done [ 0 = no limits] Downloaded until now: [ high: 0 - low: 0 ]

DAILY DOWNLOAD LIMIT   
Insert the number of daily download he can done Downloaded until now: [ high: 0 - low: 0 ]

MONTHLY LIMIT   
Insert the monthly number of download the user can done [ 0 = no limits] Downloaded until now: [ high: 0 - low: 0 ]

### DISTRIBUTION

ENABLE SYNDICATION

DISTRIBUTION PROTOCOL

SERVER TYPE

SERVER ADDRESS

PATH   
Insert folder name where you want to save files. Folders that don't exist will be automatically created. It is possible to dynamically create folders name by using the following tags: <agency\_name>, <today>, <title>, <headline>, <author>, <caption>, <instructions>. Example: /path\_sul\_server/<agency\_name>/<title>

USERNAME

PASSWORD

# Access

Through **tags** it is possible to insert single account in **users groups**.

Common permissions on website policies can be associated to users groups (e.g. promotional newsletter receiving, images folders view and download etc.)

The screenshot below shows tags details in internal users/customers folder.

MAIN ACCOUNTS PROMOTION REPORTS DATABASE MANAGEMENT SETTINGS SUBSCRIPTION HELP

ACCOUNTS::CUSTOMERS [ 11 / + ]

search in all accounts

1. **agenzia**  
Agenzia  
AGENZIE
2. **associazione**  
Associazione
3. **caradonna**
4. **carrello**  
Carrello
5. **claudiomarco**
6. **fotosportmedia**  
Luca Ghiglione
7. **mariorossi**
8. **online**  
Quotidiano Online  
QUOTIDIANI
9. **privato**  
Cliente Privato  
PRIVATI
10. **quotidiano**  
Quotidiano  
QUOTIDIANI
11. **settimanale**  
Settimanale  
SETTIMANALI

USERNAME

PASSWORD

**ACCOUNT INFORMATION**

NOME

EMAIL

TAGS   
*Add one or more tags, separated by commas, to insert the account in a group of users.*


LANGUAGE

# Access

It is possible to insert **commercial restrictions** to reserve files uploaded by a specific supplier to a group of customers or to exclude specific groups of costumers from that contents use.

They are first level restrictions, applied through Suppliers and Clients mapping with tags.

It is always possible to consider exceptions to general restrictions, inserting second level restrictions on individual files - see next slide.

DATABASE MANAGEMENT		SETTINGS	SUBSCRIPTION	HELP
+				
USERNAME		<input type="text"/>		
PASSWORD		<input type="password"/>		
<b>ACCOUNT INFORMATION</b>				
NOME		<input type="text"/>		
EMAIL		<input type="text"/>		
<b>COMMERCIAL RESTRICTION</b>		<input type="text" value="Reserve the files of this supplier to the following groups"/>		
<i>Insert eventual restrictions on this photographer content uploaded selling. Restrictions can be applied using tags defined in clients sheets. Each clients group is identified by one or more tags.</i>		<input type="text"/>		



# Reserved folders

It is possible to **reserve files or complete images folders to one or more users and groups**, giving them one of the following authorizations:

- **Visibility on website:** with the function “restricted to” that can be activated through metadata editor, authorized users will be the only one to view on the website the reserved files. They can download them in high or low resolution or only view, depending on the permissions given when the account has been created.
- **Download:** with the function “available for” that can be activated through metadata editor, authorized users will be the only one to download files visible to everyone in the public section of the website.

The image displays two side-by-side screenshots of a metadata editor interface, illustrating the configuration of file permissions.

**Left Screenshot (RESTRICTED TO):**

- RESTRICTED TO:** The field contains "QUOTIDIANI,SETTIMANALI".
- AVAILABLE FOR:** The field contains "ALL".
- LICENCE:** The field contains "RF".
- RESTRICTED TO Section:** Includes a "Reset" button, a "Public file. Click here to set this file visible only to editors" link, and a note: "With + and - buttons you can include or exclude users (or groups of users) from file visualisation." Below is a table:

LIST ACCOUNT	TAGS LIST
AGENZIE	[-] [+]
PRIVATI	[-] [+]
QUOTIDIANI	[-] [+]
SETTIMANALI	[-] [+]

**Right Screenshot (AVAILABLE FOR):**

- AVAILABLE FOR:** The field contains "NOBODY".
- AVAILABLE FOR Section:** Includes a "Reset" button and a note: "Everyone who has the permission can download the file, click here to block file download to all users". Below is a note: "Clicking on + and - you can allow or deny (to single users or groups) files download". Below is a table:

LIST ACCOUNT	TAGS LIST
AGENZIE	[-] [+]
PRIVATI	[-] [+]
QUOTIDIANI	[-] [+]
SETTIMANALI	[-] [+]

# Files upload

Files on MomaPIX can be uploaded through different ways:  
with **web upload** (see screenshots) **applet Java** and **Ftp**, even by **mobile devices** (app, web ftp).



[MAIN](#) [ACCESS](#) [PROMOTION](#) [REPORTS](#) [DATABASE MANAGEMENT](#) [SETTINGS](#) [SUBSCRIPTION](#) [HELP](#)

## MomaPIX

[HOME](#) [ARCHIVE](#) [GALLERIES](#) [LIGHTBOXES](#) [CONTACTS](#) [IT](#) [EN](#)

ARCHIVE

upload files to a new service

11-07-2014 1 Files

23-05-2014 4 Files

04-02-2014 76 Files

Filename	Size	State
1MomaPIX_2565_pr.jpg	84 KB	0%
_I4G2660.jpg	178 KB	0%
1MomaPIX_2564_pr.jpg	63 KB	0%

SELECT FILES SEND EMPTY LIST

# Upload filters

It is possible to set upload filters so that only contents with specific dimension and correct metadata will be accepted.

The screenshot on the right shows the sheet with all the filters that can be set as mandatory.

MAIN ACCOUNTS PROMOTION REPORTS DATABASE MANAGEMENT SETTINGS SUBSCRIPTION HELP

SETTINGS::PREFERENCES

1. General information
2. Smtp configuration
3. Date and time
4. Password security
5. Notifications
6. Iptc fields map
- 7. Upload filters**
8. Categories list
9. Localization
10. Print layout
11. E-commerce
12. Momapix\_network
13. Static pages
14. Advanced settings

### UPLOAD FILTERS

PHOTO MAXIMUM DIMENSION	<input type="text" value="20MByte"/>
MAXIMUM DIMENSION OTHER FILES	<input type="text" value="200MByte"/>
PIXEL MAXIMUM DIMENSION	<input type="text" value="7600px"/>
MINIMUM SIZE IN PIXELS	<input type="text" value="200px"/>
IF PIXEL DIM. GREATER THAN THE MAXIMUM	<input type="text" value="reject duplicate"/>
TITLE	<input type="text" value="optional"/>
CAPTION	<input type="text" value="optional"/>
CATEGORY	<input type="text" value="optional"/>
CITY	<input type="text" value="optional"/>
COPYRIGHT	<input type="text" value="optional"/>
COPYRIGHT STATUS	<input type="text" value="optional"/>
COUNTRY	<input type="text" value="optional"/>
CREDIT	<input type="text" value="optional"/>
INSTRUCTIONS	<input type="text" value="optional"/>
KEYWORDS	<input type="text" value="optional"/>
PLACE	<input type="text" value="optional"/>
AVAILABLE FOR	<input type="text" value="optional"/>
RESTRICTED TO	<input type="text" value="optional"/>
STATUS	<input type="text" value="optional"/>
SERVICE DATE	<input type="text" value="optional"/>

# Private section

Admin can decide if a user/supplier is enabled to upload files in the **public section** visible to everyone who visit the website or if they must be “parked” in a **private section** where admin has the possibility to **check, edit, delete** and eventually **public them**.

The screenshot displays a web interface for file management. At the top, a navigation bar includes a color-coded menu, the text "PUBLIC", a blue "UPLOAD" button, and the user name "ORNELLA CARADONNA" with a dropdown arrow. A dropdown menu is open, showing options: "PRIVATE", "PUBLIC", "TRASH", and "HIDDEN FILES". Below the navigation bar is a search input field containing "any d" and a red "CH" button. A secondary bar contains navigation links: "[ CREATE NEW EVENT ] [ VIEW AS ] show: 16 [RM] [RF] < page 1 >". The main content area features four file cards, each with a date, "1 Files", a thumbnail image, and a caption:

- 29-01-2014 1 Files: nuovo evento caricato da il 11-07-2014 002
- 23-10-2013 1 Files: stintino.tif
- 30-09-2013 1 Files: nuovo evento caricato da il 11-07-2014 001
- 25-03-2010 1 Files: nuovo evento caricato da stefano il 04-02-2014 006

# Lightboxes

Both internal users and customers of MomaPIX website can create **lightboxes**.

A lightbox can be considered as a folder, a personal area where it is possible to store single files or a selection of images (for example for a specific search asked by a customer).

Users who created one or more lightboxes find them online after logging to website and can decide which other users can view or edit them.

[MAN](#) [ACCESS](#) [PROMOTION](#) [REPORTS](#) [DATABASE MANAGEMENT](#) [SETTINGS](#) [SUBSCRIPTION](#) [HELP](#)

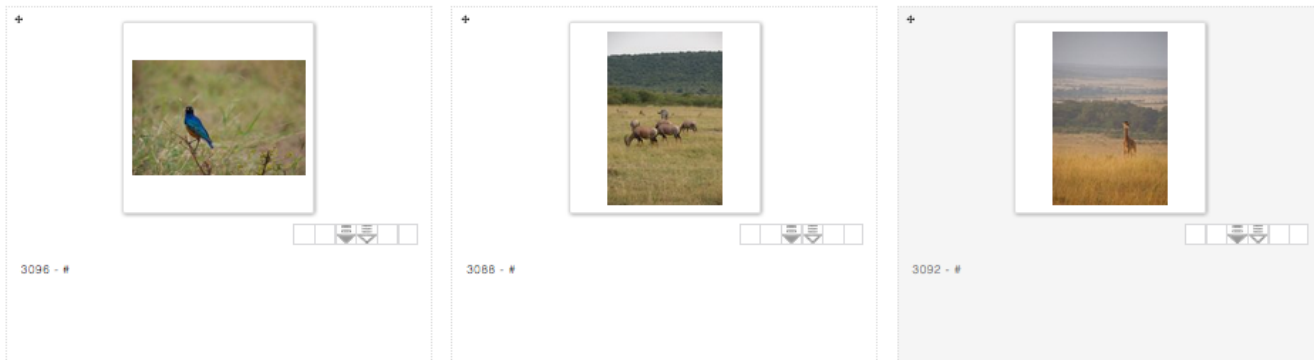
## MomaPIX

[HOME](#) [ARCHIVE](#) [GALLERIES](#) [LIGHTBOXES](#) [CONTACTS](#) [IT](#) [EN](#)

LIGHTBOX

Natura

#



# Online metadata editing

Users can **change metadata online**.

This action can be made on single files or blocks (for example, you can decide to add a keyword to a complete images folder).

Every online change is copied in IPTC images fields.

The screenshot shows the sheet for metadata editing. It is possible to custom it defining what fields must be used and in which order.

# 3276

FIELDS COMMON TO ALL EVENT FILES

TITLE  
nuovo evento caricato da claudio il 04-02-2014 004 banana

SERVICE DATE  
04-02-2014

THIS FILE SPECIFIC FIELDS

CAPTION  
KEYWORDS

COPYRIGHT  
CREDIT

CATEGORY  
EMOR

SAVE AND GO BEHIND SAVE AND EXIT SAVE AND GO AHEAD

This screenshot shows the top portion of the metadata editing interface. It features a header with the file ID '# 3276' and a title field containing 'nuovo evento caricato da claudio il 04-02-2014 004 banana'. Below this is a 'SERVICE DATE' field with the value '04-02-2014'. The main section is titled 'THIS FILE SPECIFIC FIELDS' and contains several input fields: 'CAPTION', 'KEYWORDS', 'COPYRIGHT', 'CREDIT', 'CATEGORY', and 'EMOR'. Each field has a dropdown menu labeled 'APPLY TO: THIS PHOTO'. At the bottom, there are three buttons: 'SAVE AND GO BEHIND', 'SAVE AND EXIT', and 'SAVE AND GO AHEAD'. A small thumbnail of the image being edited is visible on the right side.

# 3276

STATUS  
RESTRICTED TO  
NOBODY

SECTION  
public

AVAILABLE FOR  
ALL

CITY  
LICENSE  
RM

INSTRUCTIONS  
MULTIPLYING PRICE  
1.00

TARIF  
tariff table

SAVE AND GO BEHIND SAVE AND EXIT SAVE AND GO AHEAD

This screenshot shows the bottom portion of the metadata editing interface. It features several input fields: 'STATUS', 'RESTRICTED TO' (with value 'NOBODY'), 'SECTION' (with value 'public'), 'AVAILABLE FOR' (with value 'ALL'), 'CITY', 'LICENSE' (with value 'RM'), 'INSTRUCTIONS', 'MULTIPLYING PRICE' (with value '1.00'), and 'TARIF' (with value 'tariff table'). Each field has a dropdown menu labeled 'APPLY TO: THIS PHOTO'. At the bottom, there are three buttons: 'SAVE AND GO BEHIND', 'SAVE AND EXIT', and 'SAVE AND GO AHEAD'. A small thumbnail of the image being edited is visible on the right side.

# Thesaurus

It is possible to fix a set of the keywords that can be used. By uploading an own thesaurus the software can impose and/or suggest only keywords belonging to thesaurus.

Keywords can be automatically translated, using a **translator** provided by MomaPIX. Users can create an own vocabulary and order the software to first ask it and, only in case of failed answer, refer to automatic translator.

# 2563

CAMPI COMUNI A TUTTE I FILE DEL SERVIZIO

TITOLO

IT nuovo evento caricato da root il 12-11-2014 002

EN

DATA SERVIZIO

12-11-2014

CAMPI SPECIFICI DI QUESTO FILE CONFIGURA

DIDASCALIA APPLICA A: QUESTA FOTO

IT

EN

PAROLE CHIAVE APPLICA A: QUESTA FOTO

IT cavalli, natura


EN horses, nature

SEZIONE APPLICA A: QUESTA FOTO

pubblico

STATO COPYRIGHT APPLICA A: QUESTA FOTO

unmarked



SALVA VAI INDIETRO SALVA E ESCI SALVA VAI AVANTI





# Reports

Advanced report options allow to **track all the activities registered on MomaPIX website:**

- accesses
- uploads
- downloads
- syndication (sending via ftp on external server)
- searches

It is possible to set date interval and filters of every report on uploaded and downloaded files, on searches done on website and on files sent through ftp distribution. Reports can be exported in Excel format too.

The screenshot below shows an example of downloads report.

		PHOTO ID	RESOLUTION	DOWNLOAD DATE	METHOD	FILENAME	ORDER ID	SUPPLIER ACCOUNT	CUSTOMER ACCOUNT	IP ADDRESS
38		3312	high	30-10-2014 13:53:28	online sale	wallpaper-1147302.jpg	2606636	root	anonymous	95.240.37.70
37		3286	a6	08-10-2014 08:12:32	online sale	DevelopAccount_3074.jpg	6743155	claudio	anonymous	95.240.37.70
36		3287	a5	08-10-2014 08:12:32	online sale	DevelopAccount_3077_pr.jpg	6743155	claudio	anonymous	95.240.37.70
35		3289	high	08-10-2014 08:12:32	online sale	E32 1-3.jpg	6743155	claudio	anonymous	95.240.37.70



# Reports settings

It is possible to **define which data must be inserted in reports** about downloads, uploads, researches, syndication and logs and in what order must be shown.

The screenshot shows the sheet with all the data that can be inserted in reports.

The screenshot displays the 'REPORTS::SETTINGS' interface. On the left, a sidebar lists five categories: 1. Download (selected), 2. Uploads, 3. Searches, 4. Distribution, and 5. Logs. The main area is titled 'DOWNLOAD' and contains a list of data fields, each with a checkbox indicating whether it should be included in reports. The fields and their checkbox states are as follows:

Field Name	Checkbox State
PHOTO ID	<input checked="" type="checkbox"/>
RESOLUTION	<input checked="" type="checkbox"/>
DOWNLOAD DATE	<input checked="" type="checkbox"/>
METHOD	<input checked="" type="checkbox"/>
FILENAME	<input checked="" type="checkbox"/>
ORDER ID	<input checked="" type="checkbox"/>
SUPPLIER ACCOUNT	<input checked="" type="checkbox"/>
CUSTOMER ACCOUNT	<input checked="" type="checkbox"/>
IP ADDRESS	<input checked="" type="checkbox"/>
TITLE	<input type="checkbox"/>
CAPTION	<input type="checkbox"/>
CREDIT	<input type="checkbox"/>
SOURCE	<input type="checkbox"/>
COPYRIGHT	<input type="checkbox"/>
SERVICE DATE	<input type="checkbox"/>
OBJECT NAME	<input type="checkbox"/>
FILE SIZE	<input type="checkbox"/>
DESCRIPTION SALE	<input type="checkbox"/>
ORDER DATE	<input type="checkbox"/>
PRICE DESCRIPTION	<input type="checkbox"/>
SELLING PRICE	<input type="checkbox"/>
AMOUNT	<input type="checkbox"/>
CASHED DATE	<input type="checkbox"/>

# Promotion tools - email marketing

MomaPIX offers different tools to promote and deliver digital contents:

- email marketing
- presentation
- pdf print

The screenshot below shows an example of single image email, automatically generated with a click starting from a photo in the archive.

The screenshot displays the MomaPIX email marketing interface. On the left, a navigation menu includes 'CONTACT LIST' and 'LABELS LIST' sections. The main area is titled 'PROMOTION: SINGLE IMAGE' and contains the following fields:

- Recipients:** Associazione <associazione@gmail.com>
- Other Recipients:** insert here email not belonging to any customer. Emails sent to these addresses are not tracked in campaign status page
- Object:** new event loaded from root on 02-12-2014 001
- From:** Develop Account <info@momapix.com>

A preview window on the right shows the generated email content:

- Header:** Develop
- Subject:** new event loaded from root on 02-12-2014 001
- Link:** [click at the event website](#)
- Image:** A photo of two horses in a field.
- Technical Details:**
  - Id: 3349
  - 800 x 500 pixels
  - File size: 59Kb
  - Actual size: 1171Kb
  - Print size 300dpi: 6.77 x 4.23 CM

# Promotion tools - email marketing

MomaPIX allows to generate promotional emails in few clicks, starting from the contents uploaded on the website. Many features associated to this function are available:

- **Template layout:** there are 6 different templates already defined, that is possible to custom so that they fit with personal brand. It is possible to create an own template from scratch, having minimum programming skills to do that.
- **Contents:** newsletter contents can be enriched with text. Images can be that of a folder, a single image, a selection of images gathered in a lightbox or a grid.
- **Campaigns planning:** promotional campaigns can also be planned in advance and automatically send by MomaPIX in defined days and hours.
- **Campaigns reports:** thanks to advanced report tools, it is possible to track promotional campaign results, with the detail of who received and who red the emails.

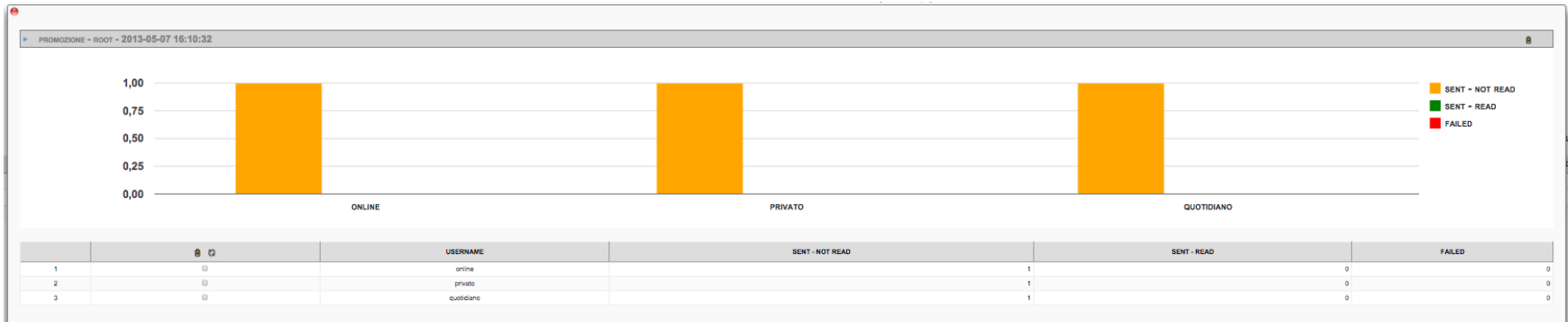
# Promotion tools - email marketing

The screenshots below show email marketing campaigns report sheets, with the detail of who received the emails and who read them.



campaign\_general\_details

ID	DATE AND TIME	OBJECT	SENDER	RECIPIENTS	SHIPPING	FAILED	SENT - NOT READ	SENT - READ
3	2013-10-24 12:28:58	Servizi di ser	root	agenzia	0	0	0	1
2	2013-05-07 16:10:32	promozione	root	quotidiano, privato, online	0	0	3	0
1	2013-05-07 15:58:07	promozione	root	privato	0	0	1	0

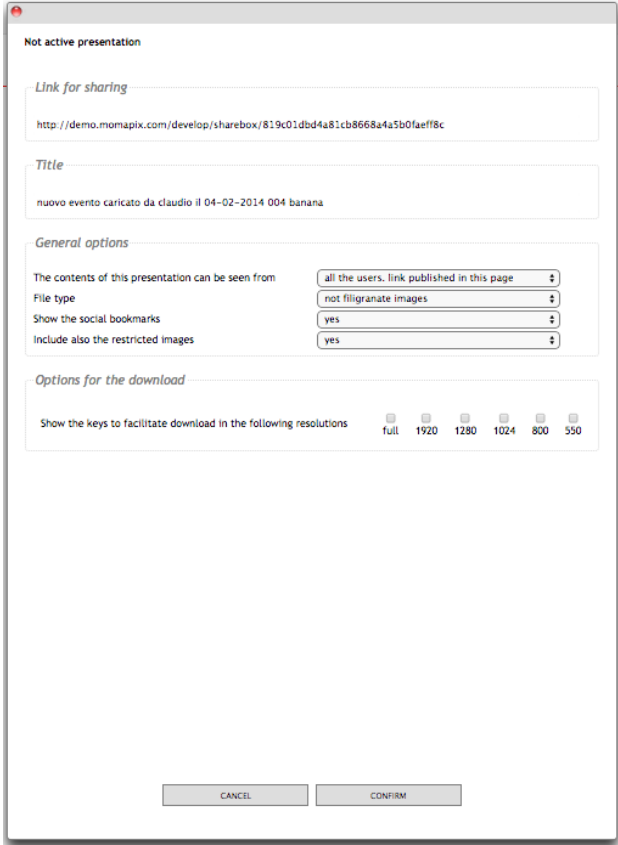


# Promotion tools - presentation

MomaPIX allows to show **images slideshows**, available through a **private link**.

By clicking on presentation button, the software generates a univocal link that admin can decide to make public or private and send it by email to interested users.

Users who will click on the link will see a full screen slideshow where download and social network sharing buttons can be available (see screenshot).



The screenshot shows a dialog box titled "Not active presentation" with the following fields and options:

- Link for sharing:** A text field containing the URL `http://demo.momapix.com/develop/sharebox/819x01dbd4a81cb8668a4a5b0faeff8c`.
- Title:** A text field containing the text "nuovo evento caricato da claudio il 04-02-2014 004 banana".
- General options:**
  - The contents of this presentation can be seen from:
  - File type:
  - Show the social bookmarks:
  - Include also the restricted images:
- Options for the download:** A section with the text "Show the keys to facilitate download in the following resolutions" and six radio buttons for resolutions: full, 1920, 1280, 1024, 800, and 550. The "full" option is selected.

At the bottom of the dialog box are two buttons: "CANCEL" and "CONFIRM".

# Promotion tools - presentation

In the screenshot below, an example of slideshow that can be shared on Facebook, Twitter, LinkedIn e Google +, thanks to social buttons enabling.



# Promotion tools - pdf print

Images uploaded on MomaPIX can be shown through “pdf print” function too. Thumbnails in pdf generated by the system are linked to the website images (you are addressed to the web preview by clicking on it).

Pdf print is available both for internal and external website users.



There are 6 different layouts.  
An example in the screenshot on the right.



Id: 1599  
01-11-2014 - Superstar  
showcase - Superstars



Id: 1593  
01-11-2014 - Superstar  
showcase - Superstars



Id: 1602  
01-11-2014 - Superstar  
showcase - Superstars



Id: 1592  
01-11-2014 - Superstar  
showcase - Superstars



Id: 1590  
01-11-2014 - Superstar  
showcase - Superstars



Id: 1588  
01-11-2014 - Superstar  
showcase - Superstars

# Search engine

Users can fastly find contents on MomaPIX website using search for **keywords, date, relevance** to keywords or photo **id**.

After you inserted keyword third character in search box , the software **suggest keywords list** in archive with those three beginning letters.

It is also possible to share with other users a search result, sending **univocal link** to the webpage with the results.

The screenshot shows the MomaPIX website interface. At the top, there is a navigation menu with links for HOME, ARCHIVE, GALLERIES, LIGHTBOXES, CONTACTS, IT, and EN. A search bar is located in the top right corner, containing the text 'sport' and a dropdown menu for 'any category'. Below the search bar, there are several filters and options: 'horizontal' and 'vertical' (with 'vertical' selected), 'Right-managed' and 'Royalty-free', 'order by relevance' and 'order by date', 'photo table' and 'services table'. The search results are displayed as a grid of five image thumbnails, each with a small icon and a caption below it. The captions are: '3314 ronaldo cade', '3313 ronaldo cade', '3312 ronaldo cade', '3311 ronaldo cade', and '3330 ALE\_8762'. The page also includes a footer with links for 'VIEW AS', 'DOWNLOAD', 'PDF PRINT', 'DISTRIBUTE', and a 'show' button with '16' items, '16' items, and '16' items, and a 'page' indicator showing '1' of '1'.



# Benefits

- You get rid of servers, disks and copies
- Always updated software. You don't need to buy updates
- No investments, monthly fee service
- You pay what you use. You can change in every moment the resources for your MomaPIX installation, following the variable performance and space needs of your activity.
- You make easier and faster your customers searches
- Simplified workflow
- Time saving for your partners
- Software fitting to your workflow
- Immediate and multichannel delivery

# For further details...



f

t

g+

in

